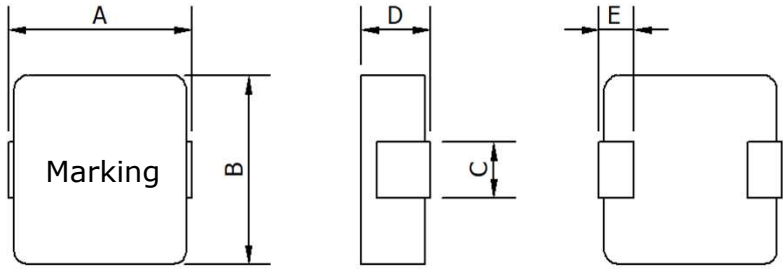


## Dimensions

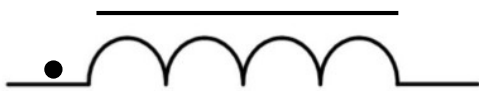


A	B	C	D	E
14.0± 0.5 mm	12.8±0.3 mm	3.8±0.3 mm	6.5Max. mm	2.5±0.3 mm

## Product Marking

Product Marking	100 (Inductance Code)
-----------------	-----------------------

## Schematic Drawing



Equivalent Circuit

## Electrical Properties

Properties		Value	Unit	Tol.	Test Conditions
Inductance	L	10	μH	±20%	100KHz 1.0V
Heat Rating Current	I <sub>rms</sub>	8.0	A	Typ.	
Saturation Current	I <sub>sat</sub>	14.0	A	Typ.	L 14.0A drop 30% MAX. @ 100KHz/1.0V
DC Resistance	R <sub>DC</sub>	15.5	mΩ	Typ.	
DC Resistance	R <sub>DC</sub>	20.0	mΩ	Max	

Operating temperature range: -45 to + 125 °C

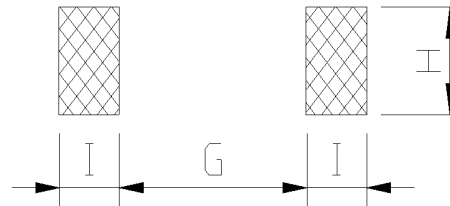
Storage condition:

Temperature Range: 0°C ~ 35°C; -40°C ~ 105°C (after PCB)

Humidity Range: 50% ~ 70% RH

Packaging: Taping : 400 Piece/reel

## Recommended land pattern



<b>G</b>	3.40 mm (REF)
<b>H</b>	4.50 mm (REF)
<b>I</b>	5.35 mm (REF)